

BARWA GRAND PRIX OF QATAR

Warm Up Classification

25

	Rider	Nation	Team	Motorcycle	Time	Lap Total	Gap	Top Speed
1	16 Joe ROBERTS	USA	Italtrans Racing Team	KALEX	2'00.332	10 10		283.4
2	72 Marco BEZZECCHI	ITA	SKY Racing Team VR46	KALEX	2'00.391	9 10	0.059 0.059	282.7
3	87 Remy GARDNER	AUS	Red Bull KTM Ajo	KALEX	2'00.535	6 10	0.203 0.144	276.2
4	35 Somkiat CHANTRA	THA	IDEMITSU Honda Team Asia	KALEX	2'00.642	10 10	0.310 0.107	282.7
5	9 Jorge NAVARRO	SPA	MB Conveyors Speed Up	BOSCOSCURO	2'00.644	8 10	0.312 0.002	276.9
6	21 Fabio DI GIANNANTONIO	ITA	Federal Oil Gresini Moto2	KALEX	2'00.676	9 9	0.344 0.032	281.2
7	6 Cameron BEAUBIER	USA	American Racing	KALEX	2'00.692	9 10	0.360 0.016	279.7
8	37 Augusto FERNANDEZ	SPA	Elf Marc VDS Racing Team	KALEX	2'00.705	9 10	0.373 0.013	280.5
9	23 Marcel SCHROTTER	GER	Liqui Moly Intact GP	KALEX	2'00.727	8 9	0.395 0.022	271.3
10	25 Raul FERNANDEZ	SPA	Red Bull KTM Ajo	KALEX	2'00.810	6 10	0.478 0.083	275.5
11	96 Jake DIXON	GBR	Petronas Sprinta Racing	KALEX	2'00.867	9 10	0.535 0.057	278.3
12	12 Thomas LUTHI	SWI	Pertamina Mandalika SAG Team	KALEX	2'00.979	4 10	0.647 0.112	278.3
13	14 Tony ARBOLINO	ITA	Liqui Moly Intact GP	KALEX	2'00.994	9 10	0.662 0.015	277.6
14	11 Nicolò BULEGA	ITA	Federal Oil Gresini Moto2	KALEX	2'01.021	8 9	0.689 0.027	275.5
15	79 Ai OGURA	JPN	IDEMITSU Honda Team Asia	KALEX	2'01.091	9 10	0.759 0.070	279.0
16	44 Aron CANET	SPA	Inde Aspar Team	BOSCOSCURO	2'01.131	9 10	0.799 0.040	276.2
17	62 Stefano MANZI	ITA	Flexbox HP40	KALEX	2'01.139	5 10	0.807 0.008	279.7
18	97 Xavi VIERGE	SPA	Petronas Sprinta Racing	KALEX	2'01.256	9 9	0.924 0.117	283.4
19	13 Celestino VIETTI	ITA	SKY Racing Team VR46	KALEX	2'01.342	10 10	1.010 0.086	284.9
20	40 Hector GARZO	SPA	Flexbox HP40	KALEX	2'01.342	9 10	1.010	283.4
21	22 Sam LOWES	GBR	Elf Marc VDS Racing Team	KALEX	2'01.441	3 4	1.109 0.099	270.0
22	7 Lorenzo BALDASSARRI	ITA	MV Agusta Forward Racing	MV AGUSTA	2'01.607	9 10	1.275 0.166	279.0
23	19 Lorenzo DALLA PORTA	ITA	Italtrans Racing Team	KALEX	2'01.860	9 10	1.528 0.253	279.7
24	5 Yari MONTELLA	ITA	MB Conveyors Speed Up	BOSCOSCURO	2'01.917	4 10	1.585 0.057	280.5
25	75 Albert ARENAS	SPA	Inde Aspar Team	BOSCOSCURO	2'02.178	8 8	1.846 0.261	278.3
26	55 Hafizh SYAHRIN	MAL	NTS RW Racing GP	NTS	2'02.362	6 10	2.030 0.184	278.3
27	64 Bo BENDSNEYDER	NED	Pertamina Mandalika SAG Team	KALEX	2'02.390	4 10	2.058 0.028	278.3

Practice condition: **Dry**
Air: **26°**
Humidity: **37%**
Ground: **35°**

Fastest Lap:	Lap: 10	Joe ROBERTS	2'00.332	160.9 Km/h
Best Race Lap:	2019	Thomas LUTHI	1'58.711	163.1 Km/h
All Time Lap Record:	2020	Joe ROBERTS	1'58.136	163.9 Km/h

The results are provisional until the end of the limit for protest and appeals.

Time limit for protest expires 30' after publication of the results - Time:

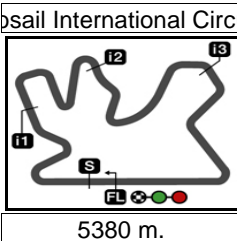
These data/results cannot be reproduced, stored and/or transmitted in whole or in part by any manner of electronic, mechanical, photocopying, recording, broadcasting or otherwise now known or herein after developed without the previous express consent by the copyright owner, except for reproduction in daily press and regular printed publications on sale to the public within 60 days of the event related to those data/results and always provided that copyright symbol appears together as follows below.

© DORNA, 2021

Official MotoGP Timing by TISSOT
www.motogp.com

Doha, Sunday, March 28, 2021





BARWA GRAND PRIX OF QATAR

Warm Up

Top Speed & Average

26

Rider	Nation	Motorcycle	Top 5 speeds					Average	Top
13 Celestino VIETTI	ITA	KALEX	284.9	281.2	281.2	279.7	275.5	280.5	284.9
16 Joe ROBERTS	USA	KALEX	283.4	282.7	281.2	279.7	274.8	280.4	283.4
40 Hector GARZO	SPA	KALEX	283.4	280.5	279.0	278.3	277.6	279.8	283.4
97 Xavi VIERGE	SPA	KALEX	283.4	282.7	276.9	276.9	276.2	279.2	283.4
35 Somkiat CHANTRA	THA	KALEX	282.7	279.0	278.3	276.2	276.2	278.5	282.7
72 Marco BEZZECCHI	ITA	KALEX	282.7	281.9	280.5	276.9	274.1	279.2	282.7
21 Fabio DI GIANNANTONIO	ITA	KALEX	281.2	279.0	275.5	273.4	272.0	275.5	281.2
5 Yari MONTELLA	ITA	BOSCOSCURO	280.5	279.7	278.3	277.6	276.9	278.6	280.5
37 Augusto FERNANDEZ	SPA	KALEX	280.5	280.5	279.7	277.6	276.9	279.0	280.5
6 Cameron BEAUBIER	USA	KALEX	279.7	279.7	278.3	277.6	276.2	277.7	279.7
19 Lorenzo DALLA PORTA	ITA	KALEX	279.7	276.9	276.2	274.1	272.7	274.5	279.7
62 Stefano MANZI	ITA	KALEX	279.7	277.6	277.6	276.2	276.2	277.1	279.7
7 Lorenzo BALDASSARRI	ITA	MV AGUSTA	279.0	274.8	273.4	272.0	271.3	274.1	279.0
79 Ai OGURA	JPN	KALEX	279.0	277.6	276.2	276.2	275.5	276.9	279.0
12 Thomas LUTHI	SWI	KALEX	278.3	278.3	274.8	273.4	273.4	275.6	278.3
55 Hafizh SYAHRIN	MAL	NTS	278.3	274.1	271.3	271.3	270.0	272.5	278.3
64 Bo BENDSNEYDER	NED	KALEX	278.3	277.6	277.6	276.9	276.9	277.5	278.3
75 Albert ARENAS	SPA	BOSCOSCURO	278.3	274.8	272.0	270.6	270.6	273.3	278.3
96 Jake DIXON	GBR	KALEX	278.3	277.6	274.1	273.4	272.0	275.1	278.3
14 Tony ARBOLINO	ITA	KALEX	277.6	276.9	276.2	276.2	275.5	276.3	277.6
9 Jorge NAVARRO	SPA	BOSCOSCURO	276.9	276.9	273.4	272.7	271.3	273.4	276.9
44 Aron CANET	SPA	BOSCOSCURO	276.2	274.8	274.8	274.1	272.7	274.0	276.2
87 Remy GARDNER	AUS	KALEX	276.2	276.2	276.2	274.8	274.8	275.6	276.2
11 Nicolò BULEGA	ITA	KALEX	275.5	273.4	271.3	271.3	270.6	272.1	275.5
25 Raul FERNANDEZ	SPA	KALEX	275.5	274.8	274.1	274.1	274.1	274.5	275.5
23 Marcel SCHROTTER	GER	KALEX	271.3	270.6	270.0	268.6	268.6	269.8	271.3
22 Sam LOWES	GBR	KALEX	270.0	269.3	267.3	147.1		238.4	270.0

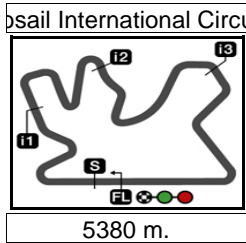
These data/results cannot be reproduced, stored and/or transmitted in whole or in part by any manner of electronic, mechanical, photocopying, recording, broadcasting or otherwise now known or herein after developed without the previous express consent by the copyright owner, except for reproduction in daily press and regular printed publications on sale to the public within 60 days of the event related to those data/results and always provided that copyright symbol appears together as follows below.

© DORNA, 2021

Official MotoGP Timing by TISSOT
www.motogp.com

Doha, Sunday, March 28, 2021





Results and timing service provided by TISSOT

Moto2™

BARWA GRAND PRIX OF QATAR

Warm Up

Chronological Analysis of Performances

27

* Lap / Sector time cancelled

T1 Time from finish line to 1st intermediate

T3 Time from 2nd intermed. to 3rd intermed.

P Crossing the finish line in pit lane

T2 Time from 1st intermed. to 2nd intermed.

T4 Time from 3rd intermediate to finish line

Lap	Lap Time	T1	T2	T3	T4	Speed	Lap	Lap Time	T1	T2	T3	T4	Speed
1st 16 Joe ROBERTS Italtrans Racing Team USA							6	2'01.124	26.131	31.057	29.490	34.446	279.0
1	2'43.971	32.292	32.612	32.210	34.716	145.7	7	2'01.293	26.286	31.185	29.716	34.106	275.5
2	2'02.600	26.859	31.676	29.848	34.217	274.8	8	2'02.003 *	26.688	31.419	29.832	34.064*	278.3
3	2'01.940	26.660	31.503	29.612	34.165	281.2	9	2'00.763	26.293	31.014	29.438	34.018	276.2
4	2'10.153 *	34.561	31.869	29.544	34.179*	283.4	10	2'00.642	26.222	30.944	29.543	33.933	274.8
5	2'00.975	26.405	31.126	29.415	34.029	271.3	5th 9 Jorge NAVARRO MB Conveyors Speed SPA						
6	2'01.026	26.428	31.104	29.403	34.091	273.4	1	3'15.689	31.964	32.541	30.301	34.710	151.2
7	2'00.732	26.372	31.074	29.352	33.934	272.7	2	2'01.760	26.550	31.190	29.693	34.327	271.3
8	2'00.578	26.333	31.175	29.388	33.682	279.7	3	2'01.291	26.412	31.059	29.551	34.269	271.3
9	2'01.258	26.262	31.524	29.294	34.178	282.7	4	2'01.445	26.476	30.950	29.750	34.269	270.6
10	2'00.332	26.328	30.901	29.285	33.818	274.1	5	2'01.422	26.526	31.089	29.534	34.273	271.3
2nd 72 Marco BEZZECCHI SKY Racing Team VR ITA							6	2'00.832	26.317	31.035	29.395	34.085	273.4
1	2'43.311	33.707	34.585	33.280	34.730	133.6	7	2'00.742	26.334	30.942	29.382	34.084	270.6
2	2'02.865	26.970	31.756	29.928	34.211	281.9	8	2'00.644	26.288	31.009	29.402	33.945	272.7
3	2'02.770	26.815	32.132	29.753	34.070	282.7	9	2'01.115	26.404	31.071	29.669	33.971	276.9
4	2'01.531	26.362	31.448	29.634	34.087	280.5	10	2'01.385	26.339	31.115	29.759	34.172	276.9
5	2'00.768	26.269	31.142	29.526	33.831	276.9	6th 21 Fabio DI GIANNANT Federal Oil Gresini M ITA						
6	2'00.865	26.288	31.086	29.545	33.946	272.0	1	3'05.613	31.727	32.272	30.021	34.758	149.7
7	2'02.525	26.208	31.021	31.026	34.270	272.7	2	2'01.541	26.559	31.368	29.578	34.036	275.5
8	2'00.886	26.259	31.118	29.555	33.954	274.1	3	2'00.964	26.347	31.202	29.486	33.929	279.0
9	2'00.391	26.245	30.971	29.367	33.808	272.0	4	1'57.234 P	26.173	31.047	29.459	30.555	281.2
10	2'00.881	26.098	31.288	29.574	33.921	270.6	5	2'05.793	30.354	31.546	29.628	34.265	153.6
3rd 87 Remy GARDNER Red Bull KTM Ajo AUS							6	2'01.533	26.379	31.212	29.669	34.273	271.3
1	2'48.730	33.376	32.269	30.198	34.820	124.2	7	2'01.049	26.310	31.099	29.558	34.082	272.0
2	2'04.859	26.930	31.347	31.874	34.708	271.3	8	2'00.863	26.317	30.914	29.501	34.131	273.4
3	2'01.470 *	26.471	31.358	29.330	34.311*	273.4	9	2'00.676	26.311	31.008	29.447	33.910	272.0
4	2'06.681 *	26.297	31.158	29.179	40.047*	274.1	7th 6 Cameron BEAUBIE American Racing USA						
5	2'00.676	26.521	30.967	29.155	34.033	271.3	1	2'58.192	33.538	32.528	30.407	34.637	137.5
6	2'00.535	26.234	31.123	29.195	33.983	274.8	2	2'02.906	26.781	31.804	30.082	34.239	276.2
7	2'00.936	26.336	31.105	29.358	34.137	276.2	3	2'01.671	26.674	31.267	29.610	34.120	276.2
8	2'01.906 *	26.226	31.165	29.878	34.637*	274.8	4	2'01.309	26.489	31.141	29.611	34.068	277.6
9	2'00.611	26.250	31.164	29.196	34.001	276.2	5	2'01.314	26.761	31.149	29.395	34.009	278.3
10	2'00.602 *	26.251	31.084	29.337	33.930*	276.2	6	2'01.281	26.315	31.456	29.488	34.022	279.7
4th 35 Somkiat CHANTRA IDEMITSU Honda Te THA							7	2'01.578	26.520	31.080	29.690	34.288	276.2
1	2'49.459	32.391	35.105	30.065	34.355	147.9	8	2'14.043	37.556	31.986	29.812	34.689	272.7
2	2'02.424	26.648	31.559	29.833	34.384	282.7	9	2'00.692	26.404	31.071	29.392	33.825	279.7
3	2'01.911	26.688	31.331	29.685	34.207	274.8	10	2'05.114	26.559	31.206			274.1
4	2'01.148	26.385	31.186	29.435	34.142	276.2	8th 37 Augusto FERNAND Elf Marc VDS Racing SPA						
5	2'00.849	26.262	31.267	29.381	33.939	275.5	1	2'41.768	32.443	32.806	30.680	35.260	151.6

Fastest Lap: Joe ROBERTS Italtrans Racing Team USA 2'00.332 26.328 30.901 29.285 33.818

These data/results cannot be reproduced, stored and/or transmitted in whole or in part by any manner of electronic, mechanical, photocopying, recording, broadcasting or otherwise now known or herein after developed without the previous express consent by the copyright owner, except for reproduction in daily press and regular printed publications on sale to the public within 60 days of the event related to those data/results and always provided that copyright symbol appears together as follows below.
© DORNA, 2021

Official MotoGP Timing by TISSOT
www.motogp.com

Doha, Sunday, March 28, 2021

Page 1 of 4



Warm Up

Moto2

Lap	Lap Time	T1	T2	T3	T4	Speed	Lap	Lap Time	T1	T2	T3	T4	Speed
2	2'03.282	26.759	31.813	30.262	34.448	280.5	7	2'02.028	26.265	31.126	29.644	34.993	271.3
3	2'02.267	26.503	31.514	29.844	34.406	279.7	8	2'01.930	26.408	31.229	29.721	34.572	272.7
4	2'01.743	26.362	31.306	29.631	34.444	276.2	9	2'01.239	26.370	31.069	29.582	34.218	272.7
5	2'01.193	26.330	31.046	29.587	34.230	274.8	10	2'05.786	30.278	31.411	29.779	34.318	273.4
6	2'01.118	26.237	31.130	29.535	34.216	276.9	13th 14 Tony ARBOLINO Liqui Moly Intact GP ITA						
7	2'02.647	27.191	31.141	29.633	34.682	275.5	1	3'02.930	31.290	32.262	30.468	35.026	167.4
8	2'01.702	26.352	31.152	29.709	34.489	275.5	2	2'03.325	27.217	31.618	29.893	34.597	274.1
9	2'00.705	26.287	31.077	29.426	33.915	280.5	3	2'01.796	26.485	31.388	29.702	34.221	274.1
10	2'00.900	26.240	31.022	29.601	34.037	277.6	4	2'01.220	26.422	31.155	29.497	34.146	275.5
9th 23 Marcel SCHROTTE Liqui Moly Intact GP GER							5	2'01.769	26.288	31.397	29.715	34.369	275.5
1	3'30.938	30.571	32.191	30.374	34.954	164.1	6	2'01.457	26.391	31.246	29.572	34.248	276.2
2	2'02.442	26.729	31.354	29.728	34.631	271.3	7	2'01.446	26.412	31.144	29.609	34.281	273.4
3	2'01.286	26.363	31.098	29.547	34.278	270.6	8	2'08.891	26.438	31.367	32.486	38.600	276.2
4	2'01.033	26.363	31.153	29.343	34.174	270.0	9	2'00.994	26.414	31.099	29.432	34.049	277.6
5	2'01.117	26.431	30.943	29.604	34.139	267.9	10	2'01.188	26.331	31.076	29.535	34.246	276.9
6	2'01.139	26.286	30.976	29.430	34.447	268.6	14th 11 Nicolò BULEGA Federal Oil Gresini M ITA						
7	2'00.774	26.337	30.884	29.404	34.149	267.3	1	3'28.720	34.367	35.293	35.236	35.012	139.3
8	2'00.727	26.306	30.872	29.374	34.175	268.6	2	2'02.573	26.782	31.606	29.762	34.423	275.5
9	2'03.697	26.245	30.793	29.323	37.336	267.9	3	2'01.797	26.511	31.344	29.625	34.317	273.4
10th 25 Raul FERNANDEZ Red Bull KTM Ajo SPA							4	2'04.924	29.126	31.681	29.867	34.250	271.3
1	3'24.262	31.710	33.249	30.345	35.354	144.3	5	2'01.473	26.503	31.198	29.631	34.141	270.6
2	2'03.781	27.227	31.995	30.220	34.339	274.1	6	2'10.635	26.502	39.447	30.264	34.422	271.3
3	2'01.500	26.633	31.229	29.481	34.157	272.0	7	2'01.547	26.544	31.285	29.545	34.173	268.6
4	2'00.986	26.390	31.087	29.414	34.095	272.7	8	2'01.021	26.310	31.051	29.519	34.141	270.0
5	2'00.864	26.416	31.005	29.343	34.100	274.1	9	2'01.293	26.308	31.158	29.702	34.125	270.0
6	2'00.810	26.348	31.001	29.365	34.096	274.8	PIT 35.478 41.876 39.958 38.025 270.6						
7	2'00.841	26.402	31.003	29.316	34.120	272.7	15th 79 Ai OGURA IDEMITSU Honda Te JPN						
8	2'08.304	29.994	33.545	30.340	34.425	273.4	1	3'01.331	32.533	32.658	30.634	34.973	147.5
9	2'01.143	26.537	31.001	29.477	34.128	275.5	2	2'03.140	27.133	31.607	29.952	34.448	273.4
10	2'00.875	26.232	31.055	29.522	34.066	274.1	3	2'01.910	26.552	31.325	29.738	34.295	273.4
11th 96 Jake DIXON Petronas Sprinta Raci GBR							4	2'02.064	26.680	31.274	29.773	34.337	276.2
1	2'58.254	36.390	32.044	30.175	34.481	98.0	5	2'01.361	26.438	31.049	29.609	34.265	275.5
2	2'01.912	26.804	31.489	29.543	34.076	278.3	6	2'01.112	26.350	31.106	29.612	34.044	276.2
3	2'05.673	26.395	31.104	29.376	38.798	277.6	7	2'01.844	26.449	31.184	29.661	34.550	274.8
4	2'01.856	26.722	31.423	29.538	34.173	272.0	8	2'07.698	26.497	34.700	30.109	36.392	274.1
5	2'01.299 *	26.416	31.155	29.541	34.187*	270.6	9	2'01.091	26.465	31.084	29.534	34.008	277.6
6	2'01.183	26.344	31.170	29.539	34.130	271.3	10	2'05.964	27.247	34.761	29.781	34.175	279.0
7	2'01.308	26.404	31.209	29.491	34.204	269.3	16th 44 Aron CANET Inde Aspar Team SPA						
8	2'10.581	26.512	35.873	29.981	38.215	270.0	1	2'57.792	32.323	32.558	30.266	34.736	143.8
9	2'00.867	26.337	31.096	29.388	34.046	273.4	2	2'02.307	26.675	31.518	29.816	34.298	271.3
10	2'07.129	26.264	31.120	29.643	40.102	274.1	3	2'02.309	27.022	31.328	29.509	34.450	274.1
12th 12 Thomas LUTHI Pertamina Mandalika SWI							4	2'01.591	26.375	31.224	29.761	34.231	272.7
1	3'04.339	31.734	32.620	30.402	34.991	155.6	5	2'01.174	26.349	31.156	29.501	34.168	272.7
2	2'02.541	26.716	31.500	29.883	34.442	272.7	6	2'01.294	26.282	31.138	29.497	34.377	274.8
3	2'01.684	26.352	31.311	29.833	34.188	274.8	7	2'08.571	29.860	34.776	29.532	34.403	272.0
4	2'00.979	26.238	31.076	29.528	34.137	278.3	8	2'01.209	26.347	31.159	29.550	34.153	274.8
5	2'04.748	26.212	33.754	30.164	34.618	278.3	9	2'01.131	26.320	31.192	29.407	34.212	276.2
6	2'01.847	26.325	31.290	29.828	34.404	273.4	10	2'01.329	26.409	31.089	29.575	34.256	272.7

Fastest Lap: Joe ROBERTS Italtrans Racing Team USA **2'00.332** 26.328 30.901 29.285 33.818

These data/results cannot be reproduced, stored and/or transmitted in whole or in part by any manner of electronic, mechanical, photocopying, recording, broadcasting or otherwise now known or herein after developed without the previous express consent by the copyright owner, except for reproduction in daily press and regular printed publications on sale to the public within 60 days of the event related to those data/results and always provided that copyright symbol appears together as follows below.
© DORNA, 2021

Official MotoGP Timing by TISSOT
www.motogp.com

Doha, Sunday, March 28, 2021

Page 2 of 4



Warm Up

Moto2

Lap	Lap Time	T1	T2	T3	T4	Speed	Lap	Lap Time	T1	T2	T3	T4	Speed	
17th	62	Stefano MANZI Flexbox HP40 ITA						4	2'09.610	31.726	33.432	30.017	34.435	269.3
1	2'49.246	32.483	32.656	29.929	34.522	147.9								
2	2'02.774	26.762	31.523	29.753	34.736	279.7								
3	2'02.000	26.656	31.510	29.559	34.275	275.5								
4	2'01.816 *	26.386	31.350	29.548	34.532*	277.6								
5	2'01.139	26.363	31.194	29.443	34.139	276.2								
6	2'10.772	30.774	36.039	29.706	34.253	277.6								
7	2'01.478	26.528	31.012	29.617	34.321	276.2								
8	2'01.617	26.355	31.228	29.820	34.214	275.5								
9	2'01.351	26.460	31.019	29.668	34.204	276.2								
10	2'01.256	26.302	31.036	29.698	34.220	276.2								
18th	97	Xavi VIERGE Petronas Sprinta Raci SPA												
1	2'35.923 P	32.880	32.849	31.481	31.407	140.6								
2	2'21.613	33.412	32.259	34.112	41.830	125.2								
3	2'02.380	26.604	31.466	29.964	34.346	276.2								
4	2'01.770	26.493	31.363	29.631	34.283	275.5								
5	2'02.024	26.597	31.279	29.614	34.534	273.4								
6	2'02.290	26.487	31.423	30.007	34.373	276.9								
7	2'01.860	26.480	31.440	29.837	34.103	276.9								
8	2'02.251	26.638	31.760	29.789	34.064	282.7								
9	2'01.256	26.192	31.260	29.617	34.187	283.4								
19th	13	Celestino VIETTI SKY Racing Team VR ITA												
1	2'42.461	32.223	33.324	30.661	35.519	154.2								
2	2'03.685 *	27.182	31.971	30.020	34.512*	279.7								
3	2'02.288	26.800	31.426	29.588	34.474	284.9								
4	2'02.343	26.782	31.667	29.633	34.261	281.2								
5	2'02.052	26.693	31.285	29.709	34.365	281.2								
6	2'01.925	26.678	31.263	29.596	34.388	274.8								
7	2'02.063	26.680	31.374	29.650	34.359	274.1								
8	2'01.933	26.676	31.225	29.670	34.362	274.8								
9	2'01.369	26.574	31.124	29.470	34.201	275.5								
10	2'01.342	26.591	31.099	29.567	34.085	272.0								
20th	40	Hector GARZO Flexbox HP40 SPA												
1	2'41.952	31.975	34.161	30.932	35.523	157.8								
2	2'04.013	26.756	31.992	30.495	34.770	280.5								
3	2'02.232	26.888	31.242	29.703	34.399	276.2								
4	2'01.962	26.572	31.249	29.828	34.313	278.3								
5	2'07.152	27.580	35.314	30.020	34.238	272.7								
6	2'01.948	26.442	31.239	29.854	34.413	279.0								
7	2'01.950	26.521	31.444	29.755	34.230	274.8								
8	2'01.799	26.459	31.472	29.805	34.063	276.2								
9	2'01.342	26.407	31.232	29.630	34.073	277.6								
10	2'01.396	26.533	31.185	29.623	34.055	283.4								
21st	22	Sam LOWES Elf Marc VDS Racing GBR												
1	3'28.468	31.993	36.298	32.654	35.090	147.1								
2	2'02.211	26.575	31.385	29.672	34.579	270.0								
3	2'01.441	26.345	31.352	29.494	34.250	267.3								
22nd	7	Lorenzo BALDA MV Agusta Forward R ITA												
1	2'49.378	32.457	32.566	30.196	34.807	147.9								
2	2'02.919	26.958	31.625	29.877	34.459	273.4								
3	2'02.795	26.909	31.647	29.678	34.561	272.0								
4	2'02.217	26.532	31.387	29.645	34.653	270.0								
5	2'02.746	26.569	31.353	30.561	34.263	269.3								
6	2'01.375 *	26.355	31.172	29.464	34.384*	274.8								
7	2'01.790	26.458	31.190	29.666	34.476	271.3								
8	2'01.645	26.414	31.291	29.570	34.370	270.6								
9	2'01.607	26.657	31.126	29.598	34.226	270.6								
10	2'01.294 *	26.331	31.108	29.522	34.333*	279.0								
23rd	19	Lorenzo DALLA PO Italtrans Racing Team ITA												
1	2'40.497	33.265	33.255	30.964	35.339	136.1								
2	2'04.531	27.655	32.054	30.310	34.512	272.7								
3	2'03.080	27.139	31.454	29.847	34.640	272.7								
4	2'02.729	26.957	31.480	29.708	34.584	272.7								
5	2'02.587	26.965	31.592	29.672	34.358	279.7								
6	2'02.138	26.504	31.405	29.719	34.510	276.9								
7	2'02.446	26.629	31.618	29.807	34.392	274.1								
8	2'03.344	26.691	31.448	30.558	34.647	272.7								
9	2'01.860	26.622	31.314	29.644	34.280	276.2								
10	2'02.222	26.660	31.284	29.787	34.491	272.7								
24th	5	Yari MONTELLA MB Conveyors Speed ITA												
1	2'43.016	31.310	32.558	30.522	35.138	155.8								
2	2'03.537	27.094	32.134	29.944	34.365	276.2								
3	2'03.002	26.878	31.901	29.784	34.439	278.3								
4	2'01.917	26.655	31.403	29.616	34.243	277.6								
5	2'02.129	26.501	31.674	29.659	34.295	276.9								
6	2'02.176	26.452	31.581	29.751	34.392	279.7								
7	2'03.729	26.541	32.279	30.171	34.738	276.2								
8	2'02.018	26.542	31.392	29.831	34.253	276.2								
9	2'02.554	26.595	31.992	29.695	34.272	280.5								
10	2'02.004 *	26.567	31.620	29.684	34.133*	276.2								
25th	75	Albert ARENAS Inde Aspar Team SPA												
1	3'42.537	31.204	32.591	30.636	35.198	157.8								
2	2'04.776	27.304	31.811	30.732	34.929	270.6								
3	2'03.291	26.858	31.607	29.997	34.829	270.6								
4	2'02.719 P	27.586	31.847	30.491	32.795	269.3								
5	2'08.239	31.300	32.156	30.276	34.507	142.8								
6	2'02.880	26.689	31.496	30.277	34.418	272.0								
7	2'02.938	26.991	31.641	30.031	34.275	278.3								
8	2'02.178	26.524	31.534	29.859	34.261	274.8								
26th	55	Hafizh SYAHRIN NTS RW Racing GP MAL												
1	2'39.924	36.058	35.753	31.628	35.645	144.9								
2	2'05.063	27.407	32.308	30.364	34.984	268.6								
3	2'05.800	29.257	31.848	29.966	34.729	267.9								

Fastest Lap: Joe ROBERTS Italtrans Racing Team USA **2'00.332** 26.328 30.901 29.285 33.818

These data/results cannot be reproduced, stored and/or transmitted in whole or in part by any manner of electronic, mechanical, photocopying, recording, broadcasting or otherwise now known or herein after developed without the previous express consent by the copyright owner, except for reproduction in daily press and regular printed publications on sale to the public within 60 days of the event related to those data/results and always provided that copyright symbol appears together as follows below.
© DORNA, 2021

Official MotoGP Timing by TISSOT
www.motogp.com

Doha, Sunday, March 28, 2021

Page 3 of 4



Warm Up

Moto2

Lap	Lap Time	T1	T2	T3	T4	Speed	Lap	Lap Time	T1	T2	T3	T4	Speed
4	2'02.584	26.858	31.407	29.706	34.613	270.0							
5	2'06.968	26.687	33.713	29.868	36.700	267.9							
6	2'02.362	26.641	31.379	29.785	34.557	278.3							
7	2'10.441	28.573	34.477	30.449	36.942	271.3							
8	2'02.665	26.661	31.454	29.865	34.685	274.1							
9	2'02.364	26.698	31.564	29.647	34.455	270.0							
10	2'02.569	26.677	31.416	29.852	34.624	271.3							

27th 64 Bo BENDSNEYDER Pertamina Mandalika NED

1	2'41.513	32.754	35.647	32.599	35.196	137.0							
2	2'03.765	26.926	32.138	30.292	34.409	274.1							
3	2'02.865	27.133	31.398	29.875	34.459	277.6							
4	2'02.390	26.569	31.543	29.884	34.394	277.6							
5	2'02.499	26.698	31.355	29.784	34.662	278.3							
6	2'04.312	26.726	32.517	30.066	35.003	276.9							
7	2'02.709	26.637	31.533	29.972	34.567	275.5							
8	2'05.076	28.551	31.554	30.000	34.971	275.5							
9	2'04.374	26.759	31.648	29.706	36.261	276.9							
10	2'08.217	28.932	33.690	30.742	34.853	271.3							

Fastest Lap: Joe ROBERTS Italtrans Racing Team USA **2'00.332** 26.328 30.901 29.285 33.818

These data/results cannot be reproduced, stored and/or transmitted in whole or in part by any manner of electronic, mechanical, photocopying, recording, broadcasting or otherwise now known or herein after developed without the previous express consent by the copyright owner, except for reproduction in daily press and regular printed publications on sale to the public within 60 days of the event related to those data/results and always provided that copyright symbol appears together as follows below.
© DORNA, 2021

Official MotoGP Timing by TISSOT
www.motogp.com

Doha, Sunday, March 28, 2021





BARWA GRAND PRIX OF QATAR
Official Starting Grid

Race : 20 laps = 107.6 km

28




1	1 1'58.726 22 Sam LOWES Kalex	2	2 1'58.866 25 Raul FERNANDEZ Kalex	3	3 1'58.959 64 Bo BENDSNEYDER Kalex
2	4 1'59.052 72 Marco BEZZECCHI Kalex	3	5 1'59.168 16 Joe ROBERTS Kalex	4	6 1'59.197 87 Remy GARDNER Kalex
3	7 1'59.241 21 Fabio DI GIANNANTONIO Kalex	4	8 1'59.420 9 Jorge NAVARRO Boscoscuro	5	9 1'59.439 13 Celestino VIETTI Kalex
4	10 1'59.203 96 Jake DIXON Kalex	5	11 1'59.454 11 Nicolò BULEGA Kalex	6	12 1'59.477 44 Aron CANET Boscoscuro
5	13 1'59.487 23 Marcel SCHROTTER Kalex	6	14 1'59.531 19 Lorenzo DALLA PORTA Kalex	7	15 1'59.620 97 Xavi VIERGE Kalex
6	16 1'59.899 35 Somkiat CHANTRA Kalex	7	17 1'59.908 12 Thomas LUTHI Kalex	8	18 1'59.925 14 Tony ARBOLINO Kalex
7	19 1'59.498 79 Ai OGURA Kalex	8	20 1'59.667 37 Augusto FERNANDEZ Kalex	9	21 1'59.673 6 Cameron BEAUBIER Kalex
8	22 1'59.710 75 Albert ARENAS Boscoscuro	9	23 1'59.819 62 Stefano MANZI Kalex	10	24 2'00.015 40 Hector GARZO Kalex

FIM MotoGP Stewards grid penalty for rider #96

The results are provisional until the end of the limit for protest and appeals and until the ratification of the Event Management Committee.
 Time limit for protest expires 60' at the latest after publication of the results - Time:
 These data/results cannot be reproduced, stored and/or transmitted in whole or in part by any manner of electronic, mechanical, photocopying, recording, broadcasting or otherwise now known or herein after developed without the previous express consent by the copyright owner, except for reproduction in daily press and regular printed publications on sale to the public within 60 days of the event related to those data/results and always provided that copyright symbol appears together as follows below.
 © DORNA, 2021





BARWA GRAND PRIX OF QATAR Official Starting Grid

Race : 20 laps = 107.6 km

28

9

25
2'00.135
7 Lorenzo BALDASSARRI
MV Agusta

26
2'00.173
5 Yari MONTELLA
Boscoscuro

27
2'00.644
55 Hafizh SYAHRIN
NTS

FIM MotoGP Stewards grid penalty for rider #96

The results are provisional until the end of the limit for protest and appeals and until the ratification of the Event Management Committee.

Time limit for protest expires 60' at the latest after publication of the results - Time:

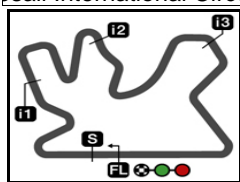
These data/results cannot be reproduced, stored and/or transmitted in whole or in part by any manner of electronic, mechanical, photocopying, recording, broadcasting or otherwise now known or herein after developed without the previous express consent by the copyright owner, except for reproduction in daily press and regular printed publications on sale to the public within 60 days of the event related to those data/results and always provided that copyright symbol appears together as follows below.

© DORNA, 2021

Official MotoGP Timing by TISSOT
www.motogp.com

Doha, Sunday, March 28, 2021





5380 m.

BARWA GRAND PRIX OF QATAR

Warm Up

Best Partial Times

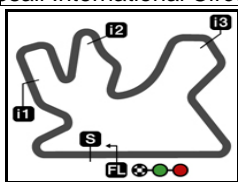
Moto2™

IT Ideal Lap Time, sum of the best partial times

BT Best Lap Time

T1		T2		T3		T4						
Pos	Rider	Time	Rider	Time	Rider	Time	Rider	Time	Pos	Rider	IT	BT
1	M.BEZZECCHI	26.098	M.SCHROTTER	30.793	R.GARDNER	29.155	J.ROBERTS	33.682	1	J.ROBERTS	2'00.130	2'00.332 (1)
2	S.CHANTRA	26.131	J.ROBERTS	30.901	J.ROBERTS	29.285	M.BEZZECCHI	33.808	2	M.BEZZECCHI	2'00.244	2'00.391 (2)
3	F.DI GIANNANTO	26.173	F.DI GIANNANTO	30.914	R.FERNANDEZ	29.316	C.BEAUBIER	33.825	3	R.GARDNER	2'00.331	2'00.535 (3)
4	X.VIERGE	26.192	J.NAVARRO	30.942	M.SCHROTTER	29.323	F.DI GIANNANTO	33.910	4	S.CHANTRA	2'00.389	2'00.642 (4)
5	T.LUTHI	26.212	S.CHANTRA	30.944	M.BEZZECCHI	29.367	A.FERNANDEZ	33.915	5	F.DI GIANNANTO	2'00.444	2'00.676 (6)
6	R.GARDNER	26.226	R.GARDNER	30.967	J.DIXON	29.376	S.CHANTRA	33.933	6	M.SCHROTTE	2'00.500	2'00.727 (9)
7	R.FERNANDEZ	26.232	M.BEZZECCHI	30.971	S.CHANTRA	29.381	J.NAVARRO	33.945	7	J.NAVARRO	2'00.557	2'00.644 (5)
8	A.FERNANDEZ	26.237	R.FERNANDEZ	31.001	J.NAVARRO	29.382	R.GARDNER	33.983	8	A.FERNANDEZ	2'00.600	2'00.705 (8)
9	M.SCHROTTER	26.245	S.MANZI	31.012	C.BEAUBIER	29.392	A.OGURA	34.008	9	C.BEAUBIER	2'00.603	2'00.692 (7)
10	J.ROBERTS	26.262	A.FERNANDEZ	31.022	A.CANET	29.407	J.DIXON	34.046	10	R.FERNANDEZ	2'00.615	2'00.810 (10)
11	J.DIXON	26.264	A.OGURA	31.049	A.FERNANDEZ	29.426	T.ARBOLINO	34.049	11	J.DIXON	2'00.782	2'00.867 (11)
12	A.CANET	26.282	N.BULEGA	31.051	T.ARBOLINO	29.432	H.GARZO	34.055	12	T.ARBOLINO	2'00.845	2'00.994 (13)
13	J.NAVARRO	26.288	T.LUTHI	31.069	S.MANZI	29.443	X.VIERGE	34.064	13	S.MANZI	2'00.896	2'01.139 (17)
14	T.ARBOLINO	26.288	C.BEAUBIER	31.071	F.DI GIANNANTO	29.447	R.FERNANDEZ	34.066	14	A.CANET	2'00.931	2'01.131 (16)
15	S.MANZI	26.302	T.ARBOLINO	31.076	L.BALDASSARRI	29.464	C.VIETTI	34.085	15	A.OGURA	2'00.941	2'01.091 (15)
16	N.BULEGA	26.308	A.CANET	31.089	C.VIETTI	29.470	N.BULEGA	34.125	16	T.LUTHI	2'00.946	2'00.979 (12)
17	C.BEAUBIER	26.315	J.DIXON	31.096	S.LOWES	29.494	T.LUTHI	34.137	17	N.BULEGA	2'01.003	2'01.021 (14)
18	L.BALDASSARRI	26.331	C.VIETTI	31.099	N.BULEGA	29.519	M.SCHROTTER	34.139	18	L.BALDASSAR	2'01.129	2'01.607 (22)
19	S.LOWES	26.345	L.BALDASSARRI	31.108	T.LUTHI	29.528	S.MANZI	34.139	19	X.VIERGE	2'01.130	2'01.256 (18)
20	A.OGURA	26.350	H.GARZO	31.185	A.OGURA	29.534	A.CANET	34.153	20	C.VIETTI	2'01.228	2'01.342 (19)
21	H.GARZO	26.407	X.VIERGE	31.260	X.VIERGE	29.614	L.BALDASSARRI	34.226	21	H.GARZO	2'01.270	2'01.342 (20)
22	Y.MONTELLA	26.452	L.DALLA PORTA	31.284	Y.MONTELLA	29.616	Y.MONTELLA	34.243	22	S.LOWES	2'01.441	2'01.441 (21)
23	L.DALLA PORTA	26.504	S.LOWES	31.352	H.GARZO	29.623	S.LOWES	34.250	23	Y.MONTELLA	2'01.703	2'01.917 (24)
24	A.ARENAS	26.524	B.BENDSNEYDE	31.355	L.DALLA PORTA	29.644	A.ARENAS	34.261	24	L.DALLA POR	2'01.712	2'01.860 (23)

These data/results cannot be reproduced, stored and/or transmitted in whole or in part by any manner of electronic, mechanical, photocopying, recording, broadcasting or otherwise now known or herein after developed without the previous express consent by the copyright owner, except for reproduction in daily press and regular printed publications on sale to the public within 60 days of the event related to those data/results and always provided that copyright symbol appears together as follows below.
© DORNA, 2021



5380 m.

BARWA GRAND PRIX OF QATAR

Warm Up

Best Partial Times

IT Ideal Lap Time, sum of the best partial times

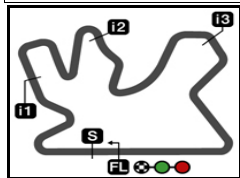
BT Best Lap Time

T1		T2		T3		T4				<i>IT</i>	<i>BT</i>	
<i>Pos</i>	<i>Rider</i>	<i>Time</i>	<i>Rider</i>	<i>Time</i>	<i>Rider</i>	<i>Time</i>	<i>Rider</i>	<i>Time</i>	<i>Pos</i>	<i>Rider</i>		
25	B.BENDSNEYDE	26.569	H.SYHRIN	31.379	H.SYHRIN	29.647	L.DALLA PORTA	34.280	25	B.BENDSNEY	2'02.024	2'02.390 (27)
26	C.VIETTI	26.574	Y.MONTELLA	31.392	B.BENDSNEYDE	29.706	B.BENDSNEYDE	34.394	26	H.SYHRIN	2'02.122	2'02.362 (26)
27	H.SYHRIN	26.641	A.ARENAS	31.496	A.ARENAS	29.859	H.SYHRIN	34.455	27	A.ARENAS	2'02.140	2'02.178 (25)

These data/results cannot be reproduced, stored and/or transmitted in whole or in part by any manner of electronic, mechanical, photocopying, recording, broadcasting or otherwise now known or herein after developed without the previous express consent by the copyright owner, except for reproduction in daily press and regular printed publications on sale to the public within 60 days of the event related to those data/results and always provided that copyright symbol appears together as follows below.
© DORNA, 2021

Official MotoGP Timing by **TISSOT**
www.motogp.com





5380 m.

BARWA GRAND PRIX OF QATAR

Warm Up

Fastest Laps Sequence

<i>Practice Time</i>	 <i>Rider</i>	<i>Nation</i>	<i>Motorcycle</i>	<i>Time</i>	<i>Km/h</i>	<i>Rider's Lap</i>
4'44.987	55 Hafizh SYHRIN	MAL	NTS	2'05.063	154.8	2
4'45.028	19 Lorenzo DALLA PORTA	ITA	KALEX	2'04.531	155.5	2
4'45.050	37 Augusto FERNANDEZ	SPA	KALEX	2'03.282	157.1	2
4'46.176	72 Marco BEZZECCHI	ITA	KALEX	2'02.865	157.6	2
4'46.571	16 Joe ROBERTS	USA	KALEX	2'02.600	157.9	2
4'51.883	35 Somkiat CHANTRA	THA	KALEX	2'02.424	158.2	2
5'00.099	44 Aron CANET	SPA	BOSCOSCURO	2'02.307	158.3	2
5'00.166	96 Jake DIXON	GBR	KALEX	2'01.912	158.8	2
5'07.154	21 Fabio DI GIANNANTONI	ITA	KALEX	2'01.541	159.3	2
7'08.118	21 Fabio DI GIANNANTONI	ITA	KALEX	2'00.964	160.1	3
10'51.245	72 Marco BEZZECCHI	ITA	KALEX	2'00.768	160.3	5
11'02.416	87 Remy GARDNER	AUS	KALEX	2'00.676	160.4	5
13'02.951	87 Remy GARDNER	AUS	KALEX	2'00.535	160.6	6
18'55.912	72 Marco BEZZECCHI	ITA	KALEX	2'00.391	160.8	9
21'03.565	16 Joe ROBERTS	USA	KALEX	2'00.332	160.9	10

These data/results cannot be reproduced, stored and/or transmitted in whole or in part by any manner of electronic, mechanical, photocopying, recording, broadcasting or otherwise now known or herein after developed without the previous express consent by the copyright owner, except for reproduction in daily press and regular printed publications on sale to the public within 60 days of the event related to those data/results and always provided that copyright symbol appears together as follows below.

© DORNA, 2021

Official MotoGP Timing by TISSOT
www.motogp.com

Doha, Sunday, March 28, 2021

